



National Marine Manufacturers Association

nmma.org

ECONOMIC SIGNIFICANCE OF RECREATIONAL BOATING IN INDIANA

CONGRESSIONAL DISTRICT 9

Number of Recreational Boats*	24,155
Recreational Boating Industry Businesses	51
Total Jobs	1,434
Annual Recreational Boating-Related Spending	\$108.8 MILLION

TOTAL ANNUAL ECONOMIC IMPACT OF RECREATIONAL BOATING:

\$257.2 MILLION

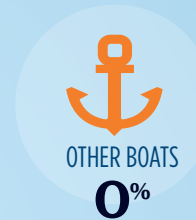

RECREATIONAL BOATS IN IN-9

TOTAL BOATS* ▶ 24,155

REGISTERED BOATS 24,155

Power boats	22,244
PWCs	1,547
Sailboats	299
Other Boats	65

HOUSEHOLDS PER BOAT 11.8

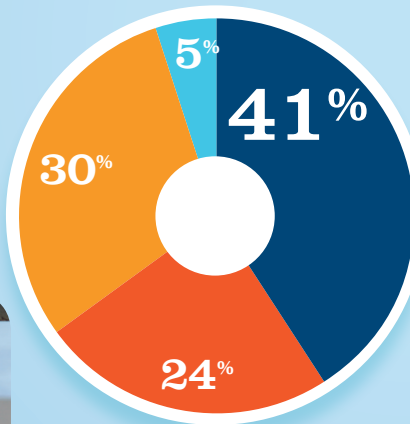


* Total boats are registered boats as reported by states to the USCG.

RECREATIONAL BOATING CREATES JOBS IN IN-9

TOTAL BOATING JOBS ▶ 439

Boat Building	20
Motor / Engine Mfr.	-
Accessory / Supplies Mfr.	132
Dealers / Wholesalers	106
Boat Services	181



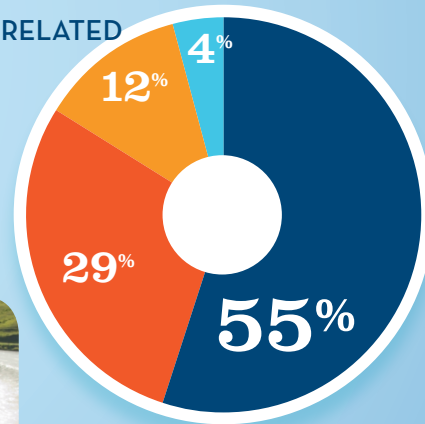
BOAT BUILDING
MOTOR/ENG. MFR. †
ACC./SUPPLIES MFR.
DLRS/WHOLESALERS
BOAT SERVICES
† 0%



RECREATIONAL BOATING-RELATED BUSINESSES IN IN-9

TOTAL BUSINESSES ▶ 51

Boat Building	2
Motor / Engine Mfr.	-
Accessory / Supplies Mfr.	6
Dealers / Wholesalers	15
Boat Services	28



BOAT BUILDING
MOTOR/ENG. MFR. †
ACC./SUPPLIES MFR.
DLRS/WHOLESALERS
BOAT SERVICES
† 0%

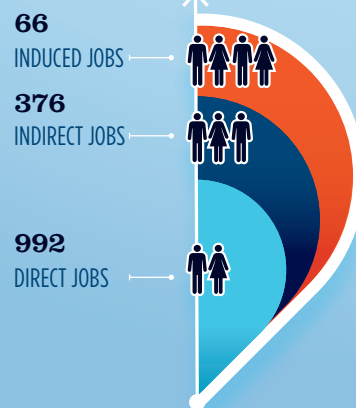


ESTIMATED JOBS IMPACT OF RECREATIONAL BOATING-RELATED SPENDING IN IN-9

EST. TOTAL JOBS ▶ 1,434

EST. TOTAL LABOR INCOME \$84.3 MILLIONS

Est. Direct Income	\$34.3
Est. Indirect Income	\$21.0
Est. Induced Income	\$29.0

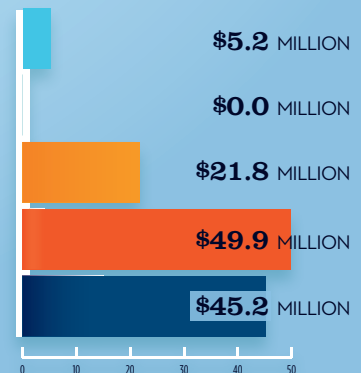


RECREATIONAL BOATING INDUSTRY SALES IN IN-9

Boat Building	\$5.2 MILLIONS
Motor / Engine Mfr.	\$0.0
Accessory / Supplies Mfr.	\$21.8
TOTAL MFR. SALES	\$27.0

Dealers / Wholesalers	\$49.9
Boat Services	\$45.2
TOTAL RETAIL & SERVICES SALES	\$95.1

BOAT BUILDING
MOTOR/ENG. MFR.
ACC./SUPPLIES MFR.
DLRS/WHOLESALERS
BOAT SERVICES



Source: NMMA's Center of Knowledge; Recreational Marine Research Center at Michigan State University